








Individual Results - Women TRAVEL THE WORLD - Spain | #5 | TT | ASIA

La Lancha South | #5

Start time UTC: 11:00:00

Rank abs/cat	Jersey	Name	CoR	DoB	INT1	INT2	INT3	Finishtime						
1.		Juszczynska Justyna		1986	00:15:05.9	00:20:52.8	00:23:32.0	00:27:30.4	+00:00:00					
1.Women 31 - 40					Username <i>morgina</i>									
					1000m	2500m	4000m	5500m	7000m	8000m	9500m	11500m	12500m	14500m
					00:01:49.1	00:05:06.3	00:09:19.7	00:13:40.4	00:16:15.7	00:17:12.0	00:19:06.9	00:21:55.4	00:22:51.4	00:25:46.2
2.		hipcia		1983	00:15:22.1	00:21:53.9	00:24:57.9	00:29:08.9	+00:01:38					
2.Women 31 - 40					Username <i>hipcia</i>									
					1000m	2500m	4000m	5500m	7000m	8000m	9500m	11500m	12500m	14500m
					00:02:29.7	00:06:02.3	00:10:03.0	00:14:02.0	00:16:34.6	00:17:42.0	00:19:57.9	00:23:02.7	00:24:08.5	00:27:24.9
3.		thomas kate		1979	00:16:58.1	00:23:43.5	00:26:43.1	00:31:17.0	+00:03:46					
1.Women 41 - 50					Username <i>katiebt</i>									
					1000m	2500m	4000m	5500m	7000m	8000m	9500m	11500m	12500m	14500m
					00:02:41.3	00:06:23.7	00:10:54.2	00:15:28.6	00:18:13.7	00:19:19.2	00:21:39.6	00:24:51.6	00:25:56.0	00:29:22.2
4.		S Hana		1974	00:17:28.9	00:24:01.6	00:26:53.2	00:31:37.9	+00:04:07					
2.Women 41 - 50		Hanutri			Username <i>Howl</i>									
					1000m	2500m	4000m	5500m	7000m	8000m	9500m	11500m	12500m	14500m
					00:02:02.9	00:05:52.6	00:10:49.0	00:15:49.4	00:18:41.2	00:19:43.4	00:21:57.5	00:25:07.9	00:26:08.1	00:29:32.5
5.		Losekoot Siska		1972	00:17:42.8	00:24:10.1	00:26:58.6	00:31:41.3	+00:04:10					
3.Women 41 - 50					Username <i>siska</i>									
					1000m	2500m	4000m	5500m	7000m	8000m	9500m	11500m	12500m	14500m
					00:02:04.1	00:06:06.7	00:11:05.2	00:16:04.6	00:18:55.1	00:19:54.9	00:22:05.4	00:25:15.8	00:26:15.0	00:29:37.4
6.		Ladwig Sabine		1966	00:16:52.8	00:23:47.8	00:26:55.7	00:31:47.7	+00:04:17					
1.Women 50+					Username <i>sabine_ladwig</i>									
					1000m	2500m	4000m	5500m	7000m	8000m	9500m	11500m	12500m	14500m
					00:02:05.2	00:05:47.4	00:10:27.1	00:15:15.3	00:18:09.1	00:19:17.1	00:21:40.6	00:24:58.6	00:26:06.0	00:29:40.6
7.		Wolff Lauren		1967	00:16:52.6	00:24:00.9	00:27:15.8	00:31:55.5	+00:04:25					
2.Women 50+		Rouvy Ambassador			Username <i>BianchiGirl</i>									
					1000m	2500m	4000m	5500m	7000m	8000m	9500m	11500m	12500m	14500m
					00:02:17.0	00:06:14.2	00:10:53.8	00:15:24.3	00:18:11.7	00:19:24.2	00:21:53.6	00:25:14.8	00:26:25.1	00:29:59.5
8.		Cupova Jana		1990	00:17:26.5	00:24:18.7	00:27:22.3	00:32:06.2	+00:04:35					
3.Women 31 - 40		NOVATOP BIKE TEAM			Username <i>janacupova</i>									
					1000m	2500m	4000m	5500m	7000m	8000m	9500m	11500m	12500m	14500m
					00:02:12.1	00:06:08.7	00:10:55.3	00:15:49.9	00:18:41.2	00:19:47.3	00:22:09.7	00:25:29.1	00:26:33.9	00:30:05.8
9.		chemik eva		1998	00:17:26.5	00:24:22.3	00:27:28.9	00:32:17.5	+00:04:47					
1.Women 21 - 30					Username <i>evule</i>									
					1000m	2500m	4000m	5500m	7000m	8000m	9500m	11500m	12500m	14500m
					00:02:12.2	00:05:59.4	00:10:50.2	00:15:48.8	00:18:42.1	00:19:50.1	00:22:13.4	00:25:33.8	00:26:40.1	00:30:12.5
10.		polinka P		1984	00:18:32.1	00:25:22.7	00:28:16.9	00:33:02.0	+00:05:31					
4.Women 31 - 40					Username <i>polinka</i>									
					1000m	2500m	4000m	5500m	7000m	8000m	9500m	11500m	12500m	14500m
					00:02:29.9	00:06:42.6	00:11:50.2	00:16:57.0	00:19:45.9	00:20:48.3	00:23:09.4	00:26:30.2	00:27:32.0	00:31:02.4

Rank abs/cat	Jersey	Name	CoR	DoB	INT1	INT2	INT3	Finishtime	
11.		Osorio Candela Marisol Grufit		1981	00:18:42.0	00:25:50.6	00:28:59.4	00:33:54.7	+00:06:24
5.Women 31 - 40		1000m 2500m 4000m 5500m 7000m 8000m 9500m 11500m 12500m 14500m			00:03:05.8 00:07:23.4 00:12:15.7 00:17:04.2 00:20:00.9 00:21:07.9 00:23:36.3 00:27:02.5 00:28:09.7 00:31:50.2				
12.		Marafko Isabelle		1969	00:19:04.2	00:26:16.9	00:29:30.6	00:34:18.7	+00:06:48
3.Women 50+		1000m 2500m 4000m 5500m 7000m 8000m 9500m 11500m 12500m 14500m			00:02:38.9 00:06:46.4 00:12:04.3 00:17:22.8 00:20:24.4 00:21:35.2 00:24:05.9 00:27:30.0 00:28:39.3 00:32:17.8				
13.		Babel'ová Anka		1985	00:19:57.9	00:26:38.4	00:29:28.9	00:34:42.5	+00:07:12
6.Women 31 - 40		1000m 2500m 4000m 5500m 7000m 8000m 9500m 11500m 12500m 14500m			00:02:38.7 00:07:07.4 00:12:41.9 00:18:10.4 00:21:10.0 00:22:10.5 00:24:27.8 00:27:45.2 00:28:44.4 00:32:21.5				
14.		Aichler Claudia		1992	00:20:24.2	00:27:27.2	00:30:36.1	00:35:37.2	+00:08:06
2.Women 21 - 30		1000m 2500m 4000m 5500m 7000m 8000m 9500m 11500m 12500m 14500m			00:02:50.9 00:07:21.8 00:12:59.4 00:18:37.2 00:21:42.6 00:22:50.4 00:25:17.2 00:28:39.3 00:29:46.7 00:33:32.0				
15.		Sidhu Rupinder		1974	00:19:45.7	00:27:21.6	00:30:38.4	00:36:02.5	+00:08:32
4.Women 41 - 50		1000m 2500m 4000m 5500m 7000m 8000m 9500m 11500m 12500m 14500m			00:02:20.9 00:06:47.7 00:12:22.4 00:18:00.0 00:21:06.4 00:22:17.6 00:24:58.9 00:28:36.2 00:29:46.7 00:33:47.9				
16.		Woods Wendy Pictou County Cycle		1966	00:20:19.8	00:27:35.7	00:30:41.4	00:36:06.2	+00:08:35
4.Women 50+		1000m 2500m 4000m 5500m 7000m 8000m 9500m 11500m 12500m 14500m			00:02:19.2 00:06:42.6 00:12:26.1 00:18:20.9 00:21:38.5 00:22:45.4 00:25:13.0 00:28:47.4 00:29:52.3 00:33:41.7				
17.		Crook Helen		1962	00:22:13.5	00:29:23.3	00:32:20.0	00:37:47.7	+00:10:17
5.Women 50+		1000m 2500m 4000m 5500m 7000m 8000m 9500m 11500m 12500m 14500m			00:02:34.1 00:07:38.5 00:13:53.2 00:20:12.2 00:23:30.6 00:24:34.0 00:26:58.1 00:30:32.5 00:31:33.9 00:35:23.8				
18.		Novakova Lubica		1976	00:22:03.2	00:29:26.2	00:32:33.3	00:38:12.2	+00:10:41
5.Women 41 - 50		1000m 2500m 4000m 5500m 7000m 8000m 9500m 11500m 12500m 14500m			00:02:24.9 00:07:26.3 00:13:54.1 00:20:07.2 00:23:21.4 00:24:28.5 00:27:04.0 00:30:37.6 00:31:43.6 00:35:42.0				
19.		LAVACRY Katia		1980	00:24:45.1	00:31:42.8	00:34:33.0	00:40:18.1	+00:12:47
6.Women 41 - 50		1000m 2500m 4000m 5500m 7000m 8000m 9500m 11500m 12500m 14500m			00:02:36.3 00:08:10.5 00:15:45.5 00:22:39.6 00:26:01.0 00:27:00.8 00:29:20.4 00:32:49.8 00:33:49.7 00:37:38.9				
20.		Porter Jules		1968	00:23:50.3	00:31:22.4	00:34:30.5	00:40:25.7	+00:12:55
6.Women 50+		1000m 2500m 4000m 5500m 7000m 8000m 9500m 11500m 12500m 14500m			00:02:35.9 00:07:50.6 00:14:41.4 00:21:31.3 00:25:11.8 00:26:19.0 00:28:56.3 00:32:35.8 00:33:41.9 00:37:53.4				
21.		SandyCH Sandra Team Zolliker		1976	00:23:08.8	00:31:23.1	00:34:49.8	00:40:34.6	+00:13:04
7.Women 41 - 50		1000m 2500m 4000m 5500m 7000m 8000m 9500m 11500m 12500m 14500m			00:03:00.9 00:08:13.9 00:14:38.5 00:21:06.1 00:24:36.7 00:25:50.8 00:28:40.4 00:32:42.6 00:33:55.0 00:38:11.2				
22.		Kundisová Livia		1989	00:25:18.5	00:33:27.4	00:36:30.8	00:43:05.3	+00:15:34
7.Women 31 - 40		1000m 2500m 4000m 5500m 7000m 8000m 9500m 11500m 12500m 14500m			00:02:53.1 00:08:16.5 00:15:19.3 00:22:47.4 00:26:38.1 00:27:45.1 00:30:33.6 00:34:38.1 00:35:43.0 00:40:12.6				
23.		Kae Khastin		1990	00:28:53.6	00:38:15.2	00:41:37.1	00:49:10.5	+00:21:40
8.Women 31 - 40		1000m 2500m 4000m 5500m 7000m 8000m 9500m 11500m 12500m 14500m			00:02:51.0 00:09:01.0 00:17:21.6 00:26:05.9 00:30:23.3 00:31:35.6 00:34:50.7 00:39:35.4 00:40:45.9 00:45:08.1				
24.		Morgan Mary		1975	00:37:25.5	00:47:55.8	00:51:24.7	01:00:44.6	+00:33:14
8.Women 41 - 50		1000m 2500m 4000m 5500m 7000m 8000m 9500m 11500m 12500m 14500m			00:03:48.1 00:11:32.9 00:22:18.3 00:33:31.7 00:39:09.2 00:40:22.8 00:44:09.1 00:49:19.0 00:50:31.1 00:56:32.6				

