



Place: skiareál Kobyla, Zadov - Churáňov

Date: 11/07/2021

Race limit(\*) : 

# TREK Enduro Race Zadov

Oficiální výsledková listina



Rank.	Cat.rank.	Bib	Name	YoB	Nat.	Finish time	Gap	Penalties	RZ1	#	RZ2	#	RZ3	#	RZ4	#	RZ5	#	RZ6	#	Race time
1.	1./HM	138	<b>GRÖBL Tomáš</b> BIKE&SKI PARK MOST	1998		00:20:36.1	00:00:00.0		04:25.1	6	02:35.6	2	04:38.9	8	03:39.1	1	02:50.7	1	02:26.5	1	OK 04:46:36.5
2.	1./HJ	139	<b>KALOUSEK Jakub</b> Sk Žamberk Tessuti sport	2005		00:20:37.4	00:00:01.3		04:19.7	1	02:37.8	4	04:29.1	2	03:41.9	2	02:54.2	4	02:34.5	5	OK 04:15:51.0
3.	2./HJ	142	<b>PEŠ Ladislav</b> remibikecentrum	2006		00:20:44.2	00:00:08.1		04:21.7	3	02:39.1	5	04:30.7	4	03:45.4	6	02:55.1	5	02:32.1	2	OK 04:21:39.3
4.	3./HJ	141	<b>MAXA Adam</b>	2004		00:21:02.8	00:00:26.7		04:29.1	8	02:44.0	9	04:29.8	3	03:45.0	5	02:52.6	3	02:42.2	13	OK 04:19:33.1
5.	2./HM	140	<b>BUDAY Jakub</b>	1998		00:21:07.1	00:00:31.0		04:26.6	7	02:40.1	7	04:41.5	9	03:46.0	7	02:51.7	2	02:41.0	11	OK 04:46:36.4
6.	4./HJ	137	<b>VEJNAR Samuel</b> GIANT cycling team	2005		00:21:13.7	00:00:37.6		04:21.1	2	02:37.2	3	04:49.1	16	03:44.2	3	03:09.1	21	02:32.9	3	OK 04:14:51.7
7.	3./HM	144	<b>VONDRÁŠEK Jakub</b> Spectrumbike České Budějovice	1995		00:21:17.3	00:00:41.2		04:23.2	5	02:39.7	6	04:52.5	19	03:44.2	3	02:57.4	6	02:40.1	10	OK 03:54:30.6
8.	5./HJ	273	<b>ŠMÍD Oliver</b> OMSHK	2005		00:21:26.3	00:00:50.2		04:40.1	23	02:41.0	8	04:32.7	5	03:59.0	21	02:59.3	7	02:34.0	4	OK 03:44:02.0
9.	6./HJ	275	<b>LOOS Jan</b> OMSHK	2005		00:21:28.2	00:00:52.1		04:34.5	10	02:45.3	14	04:42.6	11	03:49.7	10	02:59.5	8	02:36.4	6	OK 04:29:31.7
10.	7./HJ	171	<b>ČERVINKA Jonáš</b>	2001		00:21:43.9	00:01:07.8		04:34.4	9	02:45.0	12	04:37.3	6	03:48.6	9	03:21.7	48	02:36.5	7	OK 04:31:26.8
11.	8./HJ	143	<b>JAROŠ Kamil</b>	2002		00:21:58.4	00:01:22.3		04:38.2	19	02:46.7	17	04:49.0	15	03:55.8	17	03:06.6	18	02:41.9	12	OK 04:20:12.4
12.	1./H40+	146	<b>ČERMÁK Michal</b>	1981		00:22:00.3	00:01:24.2		04:38.9	21	02:50.0	28	04:42.3	10	03:53.1	13	03:12.2	28	02:43.5	14	OK 04:06:12.6
13.	4./HM	326	<b>ŠPERL František</b> OP Kola	1997		00:22:00.3	00:01:24.2		04:37.6	18	02:48.7	22	04:47.1	14	04:09.3	40	02:59.8	10	02:37.5	9	OK 04:23:54.6
14.	9./HJ	164	<b>BLAŽÁK Matěj</b>	2005		00:22:01.3	00:01:25.2		04:42.6	25	02:51.5	31	04:44.6	13	03:52.3	12	03:01.7	12	02:48.5	21	OK 04:39:48.9
15.	10./HJ	145	<b>DOVOLIL Jiří</b>	2006		00:22:08.0	00:01:31.8		04:44.3	26	02:45.2	13	04:37.9	7	03:54.1	14	02:59.7	9	03:06.4	72	OK 04:29:50.1

(\*)

Created:11/07/2021 17:17:07

Timing and results by



Site: 1 of 13

Rank.	Cat.rank.	Bib	Name	YoB	Nat.	Finish time	Gap	Penalties	RZ1	#	RZ2	#	RZ3	#	RZ4	#	RZ5	#	RZ6	#	Race time
16.	11./HJ	188	<b>SMÍTAL Lukáš</b>	2006		<b>00:22:15.5</b>	00:01:39.4		04:35.0	11	02:55.6	48	04:51.0	18	03:55.2	16	03:10.4	25	02:48.1	20	<b>OK</b> 04:07:07.0
17.	5./HM	324	<b>MLÁDEK Vladimír</b>	1985		<b>00:22:15.8</b>	00:01:39.7		04:48.4	33	02:47.9	20	04:54.6	20	03:56.2	18	03:04.9	15	02:43.6	15	<b>OK</b> 04:08:51.7
18.	6./HM	150	<b>VACEK Petr</b>	1995		<b>00:22:19.8</b>	00:01:43.7		04:38.7	20	02:47.5	19	04:59.7	22	03:57.1	19	03:03.6	13	02:53.1	34	<b>OK</b> 03:49:08.8
19.	7./HM	180	<b>SVÍZELA Tomáš</b> 4EVER Cyklo Bulis	2000		<b>00:22:22.9</b>	00:01:46.7		04:44.3	27	02:48.2	21	05:05.3	33	03:50.9	11	03:06.2	17	02:47.7	19	<b>OK</b> 03:57:51.6
20.	8./HM	175	<b>DĚDEK Lukáš</b> Korejtko crew	1997		<b>00:22:31.8</b>	00:01:55.7		04:37.5	17	02:44.3	10	04:43.3	12	03:54.6	15	03:00.0	11	03:31.9	137	<b>OK</b> 04:48:29.6
21.	9./HM	161	<b>ROUL Vlastimil</b> PTBshop.cz	1992		<b>00:22:40.4</b>	00:02:04.3		04:37.2	15	02:51.7	32	05:06.6	37	03:57.4	20	03:16.3	33	02:51.0	27	<b>OK</b> 04:45:36.1
22.	12./HJ	294	<b>VLČEK Matouš</b> OMSHK	2001		<b>00:22:44.1</b>	00:02:08.0		04:56.7	47	02:49.9	26	05:14.1	51	03:46.3	8	03:08.0	20	02:48.9	22	<b>OK</b> 03:56:01.8
23.	10./HM	168	<b>HAVRÁNEK Jan</b> Korejtko crew	1985		<b>00:22:44.4</b>	00:02:08.3		04:44.3	27	02:49.1	24	04:54.8	21	04:15.0	57	03:10.7	26	02:50.2	23	<b>OK</b> 04:44:47.4
24.	13./HJ	157	<b>HOMOLA František</b> KrabCycles	2001		<b>00:22:48.2</b>	00:02:12.1		04:36.0	14	02:46.2	16	05:08.9	43	04:06.9	32	03:23.6	53	02:46.5	18	<b>OK</b> 04:57:29.5
25.	11./HM	367	<b>KUBEC Martin</b>	1999		<b>00:22:52.7</b>	00:02:16.6		04:56.1	44	02:50.0	27	04:59.7	22	03:59.9	23	03:09.7	23	02:57.2	44	<b>OK</b> 04:13:18.1
26.	12./HM	261	<b>SEVERA Jakub</b> KoloHnaat team	1992		<b>00:22:53.3</b>	00:02:17.2		04:39.3	22	02:45.7	15	05:12.1	46	04:06.1	31	03:16.8	35	02:53.0	33	<b>OK</b> 04:13:41.1
27.	13./HM	290	<b>HEŘMAN František</b>	1996		<b>00:22:53.7</b>	00:02:17.6		04:50.2	34	02:54.7	44	04:50.2	17	04:15.2	59	03:16.8	34	02:46.3	17	<b>OK</b> 04:17:19.4
28.	14./HM	148	<b>ČERMÁK Martin</b> COPR TJ Přeštice	1991		<b>00:22:58.0</b>	00:02:21.9		04:58.3	50	02:51.0	30	05:08.8	42	04:04.0	29	03:03.7	14	02:52.1	29	<b>OK</b> 04:04:34.3
29.	14./HJ	176	<b>MARTINEC Matěj</b> BISHOP	2004		<b>00:22:59.1</b>	00:02:23.0		04:51.0	36	02:55.7	49	05:02.0	26	04:03.8	28	03:12.1	27	02:54.3	38	<b>OK</b> 04:29:50.3
30.	15./HJ	160	<b>STRMISKA Vojtěch</b> CYKLOPRO	2002		<b>00:22:59.2</b>	00:02:23.1		04:44.7	29	02:46.9	18	05:17.8	57	04:01.0	26	03:15.2	31	02:53.5	35	<b>OK</b> 04:17:30.7
31.	16./HJ	147	<b>ZÚBEK Petr</b> ZUBR Racing	2006		<b>00:23:13.6</b>	00:02:37.5		04:37.4	16	02:51.7	35	05:19.8	62	04:02.0	27	03:37.7	94	02:44.7	16	<b>OK</b> 04:47:36.2
32.	17./HJ	154	<b>DOBŘECKÝ Jakub</b> Sportovní kurzy opava	2006		<b>00:23:13.7</b>	00:02:37.6		04:42.4	24	03:00.1	69	05:07.7	40	04:13.9	54	03:15.5	32	02:53.9	36	<b>OK</b> 04:53:56.5
33.	18./HJ	316	<b>PIXA Ondřej</b>	2005		<b>00:23:14.3</b>	00:02:38.2		04:58.6	52	02:49.0	23	05:02.6	27	04:09.7	41	03:23.8	54	02:50.4	25	<b>OK</b> 04:29:16.5

(\*)

Created:11/07/2021 17:17:07

Timing and results by  SPORTSOFT  
TIMING

Site: 2 of 13

Rank.	Cat.rank.	Bib	Name	YoB	Nat.	Finish time	Gap	Penalties	RZ1	#	RZ2	#	RZ3	#	RZ4	#	RZ5	#	RZ6	#	Race time
34.	2./H40+	159	VACEK Radek	1981		00:23:16.4	00:02:40.3		04:46.6	30	02:51.7	32	05:03.9	30	04:17.9	67	03:19.6	40	02:56.6	41	OK 03:57:08.9
35.	19./HJ	155	ŠVEC Vojtěch kolaprovas.cz	2004		00:23:18.1	00:02:42.0		05:05.2	73	02:51.8	36	05:07.0	39	04:00.1	24	03:21.0	45	02:52.8	32	OK 04:50:19.5
36.	15./HM	173	PÍCHA Jan	1984		00:23:20.7	00:02:44.6		04:48.2	32	02:54.4	39	05:05.9	34	04:15.0	57	03:21.8	49	02:55.2	40	OK 04:03:13.6
37.	20./HJ	182	PEŘINA Filip	2005		00:23:22.8	00:02:46.7		05:00.0	55	02:58.1	57	05:04.6	31	04:09.2	39	03:09.9	24	03:00.9	58	OK 04:44:00.9
38.	16./HM	202	SVOBODA Lukáš	1987		00:23:24.4	00:02:48.2		04:52.7	39	02:51.7	32	05:04.6	32	04:12.2	47	03:24.8	59	02:58.1	48	OK 04:21:52.4
39.	3./H40+	185	KNETSCH Markus	1980		00:23:24.6	00:02:48.5		04:55.5	43	02:53.3	38	05:16.7	56	03:59.0	21	03:19.7	42	03:00.2	54	OK 04:12:36.5
40.	4./H40+	158	CERNY Marek B4 Team	1973		00:23:26.4	00:02:50.3		04:56.7	48	02:59.0	64	05:02.9	29	04:09.8	43	03:21.0	47	02:56.7	43	OK 04:05:19.5
41.	17./HM	340	HOVORKA Tomáš Bob UkažPonožky.cz	1987		00:23:27.2	00:02:51.1		04:53.5	41	02:58.2	58	05:01.8	25	04:12.5	51	03:18.6	38	03:02.5	61	OK 03:03:32.5
42.	18./HM	177	SEHNAL Martin B4 Team	1982		00:23:28.3	00:02:52.2		05:00.8	59	02:54.7	43	05:06.2	35	04:22.7	82	03:09.5	22	02:54.2	37	OK 04:12:46.1
43.	19./HM	152	MALÝ Jaroslav	1991		00:23:28.4	00:02:52.3		04:52.4	38	02:50.7	29	05:16.1	55	04:07.5	34	03:23.5	52	02:58.1	47	OK 04:02:55.3
44.	21./HJ	276	KACER Štěpán OMSHK	2006		00:23:28.7	00:02:52.6		04:58.5	51	02:56.6	52	05:24.3	68	04:05.5	30	03:13.3	29	02:50.3	24	OK 04:30:09.4
45.	22./HJ	149	ČEPELA Michal	2006		00:23:29.2	00:02:53.1		04:56.3	45	03:05.4	92	05:06.2	36	04:12.3	48	03:17.5	36	02:51.3	28	OK 04:48:15.6
46.	20./HM	271	HATAJ Vít MMR racing	1994		00:23:30.0	00:02:53.9		05:00.1	56	02:51.9	37	05:12.2	47	04:09.1	38	03:18.1	37	02:58.4	51	OK 04:46:17.7
47.	21./HM	355	HOMOLKA Adam MBC Freeride team	1991		00:23:31.4	00:02:55.3		04:58.9	53	02:54.7	44	05:01.3	24	04:10.5	44	03:25.2	62	03:00.5	55	OK 04:03:23.0
48.	22./HM	153	MORAWSKI Vít PTBshop.cz	1987		00:23:42.0	00:03:05.9		04:51.3	37	02:54.6	42	05:10.2	45	04:13.7	53	03:25.0	60	03:06.9	74	OK 04:44:53.0
49.	23./HJ	156	ŠRÁMEK Jan BMX-MTB-CREW	2006		00:23:42.8	00:03:06.7		04:59.6	54	02:56.1	50	05:12.3	49	04:15.4	61	03:14.5	30	03:04.7	67	OK 04:36:35.6
50.	23./HM	178	BŘEZINA Petr Kolarna - Abus	1984		00:23:44.9	00:03:08.8		04:50.5	35	02:55.4	47	05:25.6	72	04:07.6	35	03:30.6	71	02:54.9	39	OK 03:06:06.5
51.	24./HJ	365	BENÍŠEK Vojtěch	2006		00:23:50.2	00:03:14.1		04:35.7	12	02:54.5	40	05:26.3	75	04:08.4	37	03:38.5	95	03:06.7	73	OK 03:55:52.0

(\*)

Created:11/07/2021 17:17:07

Timing and results by  SPORTSOFT  
TIMING

Site: 3 of 13

Rank.	Cat.rank.	Bib	Name	YoB	Nat.	Finish time	Gap	Penalties	RZ1	#	RZ2	#	RZ3	#	RZ4	#	RZ5	#	RZ6	#	Race time
52.	25./HJ	198	<b>NÄGL Patrik</b>	2006		<b>00:23:53.7</b>	00:03:17.6		04:56.6	46	03:07.2	98	05:18.9	59	04:18.9	72	03:19.5	39	02:52.4	31	<b>OK</b> 04:38:15.1
53.	26./HJ	167	<b>HALUZA Tomáš</b> Enduro Beast Brno	2005		<b>00:23:56.8</b>	00:03:20.7		04:35.7	13	02:54.6	41	05:19.0	60	04:25.2	87	03:33.2	78	03:08.8	83	<b>OK</b> 04:34:45.0
54.	27./HJ	363	<b>ČERNÍK Martin</b>	2005		<b>00:23:57.5</b>	00:03:21.4		05:01.9	62	03:00.3	71	05:08.5	41	04:14.9	56	03:31.8	73	03:00.0	53	<b>OK</b> 03:56:31.3
55.	28./HJ	172	<b>MACKŮ Matyas</b> KrabCycles	2002		<b>00:24:00.5</b>	00:03:24.4		05:07.2	76	02:49.7	25	05:28.0	77	04:12.0	46	03:24.3	56	02:59.0	52	<b>OK</b> 04:55:40.0
56.	24./HM	166	<b>VODIČKA Petr</b>	1985		<b>00:24:01.0</b>	00:03:24.9		04:57.5	49	03:05.2	90	05:12.2	48	04:16.7	64	03:24.6	58	03:04.6	66	<b>OK</b> 04:20:52.5
57.	25./HM	288	<b>HOŘEŇOVSKÝ Ondřej</b>	1987		<b>00:24:01.3</b>	00:03:25.2		05:04.6	70	02:57.5	54	05:02.7	28	04:07.3	33	03:25.1	61	03:23.9	123	<b>OK</b> 04:33:00.8
58.	29./HJ	151	<b>DEDERA Jan</b> RIDEKO bike shop	2003		<b>00:24:05.3</b>	00:03:29.2		05:02.7	65	02:55.3	46	05:21.4	64	04:16.0	62	03:19.7	41	03:10.0	86	<b>OK</b> 04:49:55.0
59.	26./HM	192	<b>MELUZIN Ondra</b> Kings Cycles	1988		<b>00:24:05.7</b>	00:03:29.6		05:00.7	58	03:02.0	77	05:22.1	66	04:09.7	42	03:25.7	65	03:05.3	69	<b>OK</b> 04:22:18.3
60.	30./HJ	278	<b>KABELE Tomáš</b> Bikefactory Strakonice	2004		<b>00:24:07.5</b>	00:03:31.3		05:15.2	86	02:58.8	59	05:21.6	65	04:12.3	50	03:27.1	66	02:52.2	30	<b>OK</b> 04:21:56.6
61.	27./HM	304	<b>RYCHTAŘÍK Martin</b>	1988		<b>00:24:07.8</b>	00:03:31.7		05:13.7	82	02:59.6	66	05:18.4	58	04:15.2	60	03:20.2	44	03:00.5	57	<b>OK</b> 04:12:18.7
62.	5./H40+	186	<b>KRÁL Vojta</b> KUBASPORT	1980		<b>00:24:11.7</b>	00:03:35.6		05:00.6	57	03:01.4	73	05:29.3	81	04:14.1	55	03:28.1	68	02:58.1	46	<b>OK</b> 04:04:05.6
63.	28./HM	352	<b>ŘEČINSKÝ Kamil</b>	1984		<b>00:24:12.6</b>	00:03:36.5		05:09.1	78	03:00.9	72	05:15.6	53	04:16.3	63	03:25.5	63	03:04.9	68	<b>OK</b> 03:45:41.8
64.	29./HM	215	<b>PLECITÝ Tomáš</b>	1989		<b>00:24:17.5</b>	00:03:41.4		05:02.4	64	03:02.6	82	05:41.2	100	04:08.3	36	03:20.1	43	03:02.7	62	<b>OK</b> 04:35:44.3
65.	31./HJ	317	<b>PÍŠA Jakub</b> RPfellas	2005		<b>00:24:24.4</b>	00:03:48.3		05:24.1	105	03:04.9	88	05:14.8	52	04:21.6	79	03:22.1	50	02:56.6	42	<b>OK</b> 04:15:08.7
66.	32./HJ	274	<b>KAČER Jan</b> OMSHK	2002		<b>00:24:25.6</b>	00:03:49.5		05:06.1	74	03:15.9	130	05:27.7	76	04:17.4	66	03:21.0	45	02:57.5	45	<b>OK</b> 04:30:41.5
67.	30./HM	364	<b>MELICHAR Tomáš</b>	1990		<b>00:24:25.8</b>	00:03:49.7		05:19.7	94	03:02.1	78	05:06.8	38	04:12.7	52	03:37.0	90	03:07.3	76	<b>OK</b> 04:06:34.3
68.	31./HM	197	<b>HLÁVKA Marek</b>	1998		<b>00:24:25.9</b>	00:03:49.8		04:54.0	42	02:58.8	60	05:48.1	113	04:18.0	69	03:24.5	57	03:02.3	60	<b>OK</b> 04:37:17.6
69.	32./HM	210	<b>PAVLÍK Michal</b>	1999		<b>00:24:28.1</b>	00:03:52.0		04:53.1	40	02:56.3	51	05:41.6	103	04:18.4	70	03:34.7	83	03:03.7	65	<b>OK</b> 04:47:37.1

(\*)

Created:11/07/2021 17:17:07

Timing and results by  SPORTSOFT  
TIMING

Site: 4 of 13

Rank.	Cat.rank.	Bib	Name	YoB	Nat.	Finish time	Gap	Penalties	RZ1	#	RZ2	#	RZ3	#	RZ4	#	RZ5	#	RZ6	#	Race time
70.	33./HM	338	<b>SCHUSTR Filip</b> ZUBR Racing	1989		00:24:29.2	00:03:53.1		05:01.4	60	02:58.8	60	05:19.6	61	04:22.2	81	03:35.5	85	03:11.5	89	OK 04:09:23.4
71.	33./HJ	299	<b>PÍŠA Adam</b> RPfellas	2005		00:24:29.7	00:03:53.6		05:01.5	61	03:00.2	70	05:36.5	92	04:19.0	73	03:29.5	70	03:02.7	64	NO START
72.	34./HJ	208	<b>CHLÁDEK Milan</b>	2006		00:24:31.8	00:03:55.7		05:07.9	77	02:59.8	67	05:34.6	89	04:28.0	96	03:23.0	51	02:58.3	50	OK 04:47:25.9
73.	34./HM	199	<b>JANEČEK Jakub</b>	1987		00:24:33.9	00:03:57.8		05:09.8	79	03:02.3	79	05:28.1	78	04:21.6	78	03:25.6	64	03:06.2	71	OK 04:30:58.3
74.	35./HJ	266	<b>HLUBOCKÝ Aleš</b> BIKE SHOP kanovnická	2006		00:24:37.7	00:04:01.6		05:06.7	75	03:07.7	101	05:15.9	54	04:19.5	74	03:41.8	102	03:05.9	70	OK 04:25:04.6
75.	35./HM	212	<b>PAJAČ Lukáš</b> FineBike	1987		00:24:44.6	00:04:08.5		05:11.3	80	02:59.4	65	05:37.0	94	04:18.0	68	03:36.0	88	03:02.7	63	OK 03:38:53.6
76.	36./HM	191	<b>KRABICA Jiří</b>	1989		00:24:47.2	00:04:11.1		05:03.7	67	02:57.7	55	05:36.3	91	04:28.3	97	03:33.0	76	03:08.1	80	OK 04:11:49.4
77.	36./HJ	169	<b>KRÁSA Tomáš</b> Hellsboys	2004		00:24:52.0	00:04:15.9		05:04.3	69	03:07.2	99	05:33.0	86	04:27.3	95	03:33.0	76	03:06.9	74	OK 04:25:40.9
78.	37./HM	189	<b>ŠÉFR Tadeáš</b> Trek Staněk Sport	1998		00:24:54.9	00:04:18.8		05:16.8	88	03:06.2	94	05:23.8	67	04:18.7	71	03:34.0	81	03:15.2	103	OK 04:20:34.6
79.	38./HM	310	<b>BŘÍZA Stanislav</b> Ski a Bike centrum Radotín	1997		00:24:56.0	00:04:19.9		05:25.2	109	02:58.9	63	05:25.3	71	04:16.7	65	03:37.0	90	03:12.6	94	OK 04:15:24.2
80.	37./HJ	347	<b>HAVNER Matyáš</b> RPfellas	2003		00:24:57.5	00:04:21.4		05:16.8	89	03:01.9	76	05:41.0	99	04:11.0	45	03:34.2	82	03:12.3	93	OK 04:02:13.4
81.	6./H40+	279	<b>KRAČMAN Antonín</b>	1970		00:24:58.5	00:04:22.3		05:02.2	63	02:58.9	62	05:25.2	70	04:38.9	117	03:39.8	98	03:13.2	95	OK 04:36:16.5
82.	38./HJ	330	<b>HAMOUZ Matěj</b>	2005		00:24:58.9	00:04:22.8		05:16.0	87	03:10.8	111	05:09.3	44	04:37.0	113	03:45.0	111	03:00.5	56	OK 04:16:59.5
83.	39./HM	368	<b>DIVOK Michal</b>	1994		00:25:04.7	00:04:28.6		05:05.1	72	03:05.2	90	05:31.5	84	04:20.0	77	03:37.3	92	03:25.3	126	OK 03:55:03.1
84.	39./HJ	320	<b>BUDÍNSKÝ Ondřej</b>	2005		00:25:07.0	00:04:30.9		05:25.7	110	02:57.9	56	05:39.6	97	04:31.2	100	03:23.9	55	03:08.5	82	OK 04:38:11.9
85.	40./HM	183	<b>DUFEK Václav</b>	1983		00:25:10.7	00:04:34.6		05:14.4	84	03:06.2	93	05:29.6	82	04:34.9	108	03:31.0	72	03:14.4	99	OK 04:24:05.7
86.	40./HJ	296	<b>BENÍŠEK Štěpán</b> RPfellas	2003		00:25:10.8	00:04:34.7		05:23.2	103	03:03.1	85	05:29.0	80	04:27.0	92	03:37.5	93	03:10.7	88	OK 04:30:14.6
87.	41./HM	303	<b>MOC Martin</b> PLZEŇ	1990		00:25:15.4	00:04:39.3		05:22.1	98	02:57.2	53	05:33.8	87	04:24.8	86	03:40.5	99	03:16.9	109	OK 04:41:56.3

(\*)

Created:11/07/2021 17:17:07

Timing and results by  SPORTSOFT  
TIMING

Site: 5 of 13

Rank.	Cat.rank.	Bib	Name	YoB	Nat.	Finish time	Gap	Penalties	RZ1	#	RZ2	#	RZ3	#	RZ4	#	RZ5	#	RZ6	#	Race time
88.	42./HM	204	<b>BLAŽEK Radim</b>	1987		<b>00:25:24.1</b>	00:04:48.0		05:04.6	71	03:04.0	86	05:34.4	88	04:34.1	106	03:50.2	117	03:16.5	107	OK 04:30:17.7
89.	43./HM	206	<b>RÝBÁŘ Jan</b>	1998		<b>00:25:24.8</b>	00:04:48.7		05:21.3	97	03:10.1	107	05:45.1	108	04:24.3	85	03:32.1	74	03:11.6	91	OK 04:49:57.8
90.	44./HM	184	<b>ČERMÁK Jakub</b>	1996		<b>00:25:24.9</b>	00:04:48.8		05:21.2	96	03:01.9	75	05:52.3	119	04:19.7	76	03:35.7	86	03:14.0	97	OK 04:29:17.6
91.	1./HZ	322	<b>PRCHALOVÁ Libuše</b> 4EVER CykloBulis	2001		<b>00:25:25.6</b>	00:04:49.5		05:24.7	107	03:08.2	103	05:47.5	112	04:26.2	90	03:28.6	69	03:10.2	87	OK 03:31:58.0
92.	41./HJ	205	<b>ZAVADIL Vítek</b>	2006		<b>00:25:27.2</b>	00:04:51.1		05:22.2	99	03:04.5	87	05:44.3	107	04:33.1	103	03:33.2	79	03:09.6	85	OK 04:25:21.2
93.	42./HJ	313	<b>KÜMMEL František</b> Wavesport	2006		<b>00:25:32.2</b>	00:04:56.1		05:37.8	127	03:18.9	139	05:35.1	90	04:26.1	89	03:35.7	87	02:58.3	49	OK 04:18:08.8
94.	7./H40+	222	<b>BUBENÍČEK Miloš</b> Bike Club Kozičín	1975		<b>00:25:34.2</b>	00:04:58.1		05:13.8	83	03:07.0	97	05:42.7	105	04:27.3	94	03:39.6	97	03:23.6	122	OK 04:24:50.8
95.	45./HM	334	<b>OBROČNÍK Martin</b>	1992		<b>00:25:35.5</b>	00:04:59.4		05:28.6	112	03:17.2	132	05:26.2	74	04:27.0	91	03:44.3	108	03:12.1	92	OK 04:14:47.4
96.	43./HJ	219	<b>BUBENÍČEK Matěj</b> Bike Club Kozičín	2004		<b>00:25:36.3</b>	00:05:00.2		05:18.3	91	03:11.1	113	05:50.1	116	04:33.3	104	03:35.4	84	03:08.0	79	OK 04:26:29.6
97.	44./HJ	295	<b>NĚMEČEK Jan</b> Koloshop Team	2006		<b>00:25:36.5</b>	00:05:00.4		05:19.0	93	03:01.5	74	05:13.5	50	04:19.5	75	04:27.3	157	03:15.5	105	OK 04:33:01.9
98.	46./HM	329	<b>KOLLER Luboš</b>	1986		<b>00:25:39.8</b>	00:05:03.7		05:23.1	101	03:02.8	84	05:41.6	102	04:27.2	93	03:44.4	109	03:20.4	116	OK 04:11:45.7
99.	45./HJ	292	<b>KUNC Jiří</b>	2001		<b>00:25:40.4</b>	00:05:04.3		05:40.2	133	03:06.5	95	05:38.7	96	04:33.6	105	03:33.9	80	03:07.4	77	OK 04:48:29.1
100.	47./HM	201	<b>BĚLOCKÝ Pavel</b>	1985		<b>00:25:42.9</b>	00:05:06.8		05:17.0	90	03:10.4	109	05:46.0	110	04:35.8	109	03:36.9	89	03:16.6	108	OK 04:30:36.7
101.	48./HM	356	<b>BLÁHA Jan</b>	1987		<b>00:25:47.3</b>	00:05:11.2		05:18.5	92	03:08.5	104	05:32.7	85	04:25.8	88	03:58.7	131	03:22.9	121	OK 04:04:13.8
102.	8./H40+	291	<b>VESELÝ Apaguha Ondře</b> Sri Chinmoy biking team	1977		<b>00:25:51.1</b>	00:05:15.0		05:23.8	104	03:12.1	116	05:36.6	93	04:37.0	112	03:43.3	106	03:18.2	112	OK 04:33:39.0
103.	49./HM	190	<b>HAUER David</b>	1989		<b>00:25:51.6</b>	00:05:15.4		05:14.9	85	03:05.2	89	06:02.6	129	04:23.2	83	03:50.1	116	03:15.3	104	OK 04:30:48.2
104.	2./HZ	203	<b>POPOVOVÁ Natálie</b> King's Cycles	1995		<b>00:25:53.8</b>	00:05:17.7		05:31.0	115	03:12.1	118	05:43.8	106	04:36.8	111	03:32.7	75	03:17.1	110	OK 04:11:51.7
105.	46./HJ	354	<b>VIRGL Petr</b>	2005		<b>00:26:01.0</b>	00:05:24.9		05:53.2	154	03:12.2	119	05:20.9	63	04:24.1	84	03:47.6	114	03:22.8	120	OK 03:40:11.6

(\*)

Created:11/07/2021 17:17:07

Timing and results by  SPORTSOFT  
TIMING

Site: 6 of 13

Rank.	Cat.rank.	Bib	Name	YoB	Nat.	Finish time	Gap	Penalties	RZ1	#	RZ2	#	RZ3	#	RZ4	#	RZ5	#	RZ6	#	Race time
106.	47./HJ	342	JIRSA Martin	2005		00:26:02.0	00:05:25.8		05:36.7	126	03:08.0	102	05:26.0	73	04:41.1	125	03:51.8	122	03:18.2	112	OK 04:21:29.1
107.	9./H40+	325	HALASEK Jiri	1978		00:26:04.1	00:05:28.0		05:27.9	111	03:14.7	127	05:30.0	83	04:40.8	122	03:51.1	120	03:19.4	114	OK 03:42:36.9
108.	48./HJ	265	CVACH Zdeněk	2004		00:26:07.1	00:05:31.0		05:38.2	129	03:14.2	125	05:28.6	79	04:55.3	142	03:43.0	103	03:07.7	78	OK 04:06:19.0
109.	10./H40+	327	MORAVEC Jan	1980		00:26:07.6	00:05:31.5		05:41.7	139	03:09.3	106	05:45.1	108	04:32.5	102	03:43.7	107	03:15.1	102	OK 04:20:26.1
110.	50./HM	209	RUDOLF Ondřej www.grafix-mx.com	1984		00:26:10.7	00:05:34.6		05:24.4	106	03:15.4	129	05:56.0	122	04:40.1	119	03:41.2	100	03:13.4	96	OK 04:34:48.7
111.	51./HM	280	GRUBER Jakub	1996		00:26:12.9	00:05:36.8		05:31.0	116	03:11.5	114	05:41.7	104	04:41.0	124	03:56.0	125	03:11.6	90	OK 04:34:05.1
112.	52./HM	323	HOREJC Jan	1985		00:26:14.8	00:05:38.7		05:39.0	130	03:10.2	108	05:24.7	69	04:43.3	128	03:51.8	123	03:25.5	127	OK 04:06:06.8
113.	53./HM	200	KREJČÍ Martin	1989		00:26:17.5	00:05:41.4		05:22.2	100	03:00.0	68	05:55.5	121	04:48.7	135	03:55.2	124	03:15.7	106	OK 04:30:45.4
114.	49./HJ	240	ZUTH Jakub	2006		00:26:18.8	00:05:42.7		05:21.2	95	03:14.1	124	06:06.5	134	04:32.3	101	03:56.1	126	03:08.4	81	OK 04:05:55.4
115.	50./HJ	194	MATOUŠEK Tomáš	2006		00:26:19.2	00:05:43.1		05:03.6	66	03:02.4	80	06:31.8	159	04:44.6	130	03:41.7	101	03:15.0	100	OK 04:34:15.1
116.	54./HM	343	ŠIŠKA Petr Cyklo-Market.cz	1988		00:26:23.9	00:05:47.8		05:30.6	113	03:11.8	115	05:58.0	124	04:40.8	123	03:47.5	113	03:15.0	101	OK 03:12:53.7
117.	11./H40+	224	ULBRICH Tomáš Cyklokoloniál	1977		00:26:35.7	00:05:59.6		05:41.6	138	03:12.1	117	06:07.0	135	04:30.3	98	03:44.5	110	03:20.2	115	OK 04:44:06.9
118.	51./HJ	181	FRÝDA Ondřej	2006		00:26:36.0	00:05:59.9		05:45.0	143	03:21.0	147	05:49.7	115	04:36.6	110	03:43.1	104	03:20.5	117	NO 05:02:30.2
119.	55./HM	287	MIKOLAŠÍK Michal	1987		00:26:36.5	00:06:00.4		05:38.1	128	03:13.4	121	05:50.5	117	04:40.6	121	03:56.4	127	03:17.2	111	OK 04:33:18.4
120.	56./HM	216	ŠIMÁNEK Jakub	1986		00:26:37.7	00:06:01.6		05:23.1	101	03:17.8	135	05:48.5	114	04:46.2	133	03:50.2	117	03:31.6	136	OK 04:11:18.1
121.	57./HM	220	TICHÝ Daniel KOLOFIX České Budějovice	1995		00:26:37.9	00:06:01.8		05:35.7	125	03:13.2	120	05:51.0	118	04:41.5	126	03:49.0	115	03:27.3	130	OK 03:43:43.8
122.	52./HJ	351	BARTOŇ David	2006		00:26:38.1	00:06:02.0		05:33.1	119	03:20.5	146	05:37.6	95	04:40.2	120	04:02.1	137	03:24.4	125	OK 04:07:07.4
123.	53./HJ	221	SOBOTKA Adam Enduro Beast Brno	2005		00:26:41.4	00:06:05.3		05:49.8	148	03:31.6	167	05:53.0	120	04:38.1	114	03:39.6	96	03:09.2	84	OK 04:04:21.2

(\*)

Created:11/07/2021 17:17:07

Timing and results by SPORTSOFT  
TIMING

Site: 7 of 13

Rank.	Cat.rank.	Bib	Name	YoB	Nat.	Finish time	Gap	Penalties	RZ1	#	RZ2	#	RZ3	#	RZ4	#	RZ5	#	RZ6	#	Race time
124.	58./HM	272	<b>VALIŠ Lukáš</b> MMR racing	1995		00:26:42.1	00:06:06.0		05:53.6	155	03:13.9	122	05:46.9	111	04:42.1	127	03:51.0	119	03:14.4	98	OK 04:48:23.6
125.	54./HJ	235	<b>TVRZ Max</b>	2001		00:26:44.0	00:06:07.9		05:30.6	114	03:10.5	110	06:14.0	143	04:31.2	99	03:46.2	112	03:31.4	135	OK 04:17:10.8
126.	12./H40+	196	<b>VALENTIN Miroslav</b>	1972		00:27:04.8	00:06:28.7		05:35.5	123	03:18.6	138	05:56.0	122	04:47.1	134	03:58.8	132	03:28.6	132	OK 04:36:45.8
127.	3./HZ	230	<b>BRAVENCOVÁ Denisa</b> cyklo team KOLARNA	2003		00:27:15.1	00:06:39.0		05:45.8	144	03:17.3	133	06:03.8	130	04:39.1	118	03:58.5	130	03:30.3	134	OK 03:52:37.8
128.	59./HM	211	<b>ŠIŠKA Jiří</b> Cyklo-Market.cz	1987		00:27:16.9	00:06:40.8		05:32.0	117	03:21.7	148	06:05.9	133	04:44.6	129	03:59.7	134	03:32.8	139	OK 04:15:15.1
129.	4./HZ	226	<b>VOLEJNÍKOVÁ Natálie</b> BEKO Bike Racing Team	2006		00:27:18.6	00:06:42.5		05:43.8	141	03:14.4	126	06:10.2	141	04:44.9	131	03:43.1	105	03:42.0	156	OK 04:20:18.2
130.	60./HM	233	<b>NOVÁK Jakub</b>	1999		00:27:18.7	00:06:42.6		05:40.6	135	03:17.7	134	06:04.4	131	04:34.3	107	04:03.1	139	03:38.5	149	OK 04:32:26.7
131.	61./HM	162	<b>SÝKORA Pavel</b>	1995		00:27:19.4	00:06:43.3		05:04.2	68	03:02.7	83	08:29.7	191	04:12.3	49	03:28.1	67	03:02.2	59	OK 04:22:25.9
132.	62./HM	341	<b>DUDEK Ondřej</b> satanbikers	1996		00:27:23.5	00:06:47.4		05:34.2	121	03:06.9	96	06:07.5	137	04:21.6	80	04:32.1	163	03:40.9	154	OK 04:29:59.8
133.	13./H40+	214	<b>HORÁK Jaroslav</b>	1972		00:27:28.5	00:06:52.4		05:40.4	134	03:14.0	123	06:23.1	151	04:38.8	116	04:04.8	141	03:27.2	129	OK 04:47:30.6
134.	63./HM	337	<b>POKORNY Ales</b>	1983		00:27:40.8	00:07:04.7		05:24.9	108	03:02.5	81	06:15.4	144	05:44.6	174	03:51.5	121	03:21.7	119	OK 04:28:48.5
135.	14./H40+	360	<b>ŘÍHA Karel</b> FRbikes.cz	1978		00:27:43.5	00:07:07.4		05:49.4	146	03:20.0	144	05:40.1	98	05:02.8	150	04:13.0	150	03:38.0	148	OK 04:34:42.5
136.	64./HM	227	<b>KLAPUCH Michal</b> MONDRAKER ENDURO TEAM	1987		00:27:43.7	00:07:07.6		05:40.6	136	03:18.2	137	06:08.8	139	04:52.5	139	04:09.2	147	03:34.0	142	OK 04:27:50.6
137.	15./H40+	239	<b>WALTHER Steffen</b>	1980		00:27:48.4	00:07:12.3		05:49.9	149	03:09.1	105	06:17.0	146	04:57.2	145	04:08.7	146	03:26.2	128	OK 04:18:16.3
138.	55./HJ	218	<b>VÁLEK Matěj</b> Cyklo team Kolárna	2004		00:27:48.7	00:07:12.6		05:40.7	137	03:23.4	152	06:19.8	149	04:54.1	141	03:56.9	129	03:33.6	141	OK 04:06:21.5
139.	16./H40+	252	<b>KLIMPL Václav</b>	1980		00:27:51.8	00:07:15.7		05:43.1	140	03:29.0	163	06:07.4	136	04:52.5	137	04:02.7	138	03:36.9	146	OK 04:23:48.4
140.	56./HJ	362	<b>KOREŠ Adam</b>	2006		00:27:52.4	00:07:16.3		05:33.5	120	03:14.7	127	05:58.9	126	05:01.0	147	04:17.2	151	03:47.0	161	OK 04:30:43.4
141.	17./H40+	255	<b>SOBOTKA Vit</b>	1974		00:28:05.4	00:07:29.3		05:57.5	158	03:23.1	151	06:28.7	157	04:46.0	132	04:00.0	135	03:29.9	133	OK 04:18:19.0

(\*)

Created:11/07/2021 17:17:07

Timing and results by  SPORTSOFT  
TIMING

Site: 8 of 13



Rank.	Cat.rank.	Bib	Name	YoB	Nat.	Finish time	Gap	Penalties	RZ1	#	RZ2	#	RZ3	#	RZ4	#	RZ5	#	RZ6	#	Race time
142.	5./HZ	217	<b>KLOKOČKOVÁ Eva</b> BIKESTRIKE.COM	2006		00:28:08.0	00:07:31.9		05:34.2	121	03:19.6	142	07:15.1	181	04:38.2	115	03:56.6	128	03:24.0	124	OK 04:24:15.4
143.	57./HJ	289	<b>VALNOHA David</b> Enduro Beast Brno	2005		00:28:10.0	00:07:33.9		06:08.0	166	03:40.9	180	06:01.5	127	04:50.0	136	04:08.6	145	03:20.8	118	OK 04:21:11.9
144.	58./HJ	187	<b>FRANZEL Oskar</b>	2003		00:28:15.5	00:07:39.4		05:46.3	145	03:24.6	154	06:08.5	138	05:08.2	157	04:05.7	142	03:42.1	157	OK 04:52:31.7
145.	65./HM	243	<b>HANKA Tomas</b>	1985		00:28:16.6	00:07:40.5		05:39.0	130	03:17.9	136	06:05.2	132	05:01.0	147	04:28.5	159	03:44.8	159	OK 04:34:28.0
146.	6./HZ	348	<b>SEIDLOVÁ Monika</b>	2001		00:28:17.3	00:07:41.2		05:49.5	147	03:19.8	143	06:01.7	128	04:57.8	146	04:28.6	160	03:39.8	151	OK 04:07:47.1
147.	7./HZ	339	<b>MAJEROVÁ Pavla</b> ZUBR Racing	1985		00:28:20.7	00:07:44.6		05:51.6	151	03:24.8	155	05:41.5	101	05:03.2	151	04:43.1	169	03:36.4	145	OK 04:10:20.7
148.	66./HM	308	<b>MORÁVEK Jakub</b>	1997		00:28:22.2	00:07:46.1		06:05.5	163	03:11.1	112	06:27.7	155	04:52.5	138	04:01.1	136	03:44.2	158	OK 04:29:27.8
149.	8./HZ	249	<b>RAINEROVÁ Eliška</b> GIANT cycling team	1984		00:28:26.2	00:07:50.1		05:50.7	150	03:18.9	139	06:17.8	147	04:53.3	140	04:09.5	148	03:55.7	165	OK 04:06:07.5
150.	67./HM	238	<b>LÖFFLER Jakub</b>	1992		00:28:33.6	00:07:57.5		05:39.3	132	03:07.3	100	06:15.7	145	04:55.9	143	04:34.5	165	04:00.8	169	OK 04:49:17.6
151.	68./HM	242	<b>STRNAD Jakub</b> SMX Racing team Rudník	1986		00:28:36.4	00:08:00.3		05:53.2	152	03:20.2	145	06:44.3	169	04:57.1	144	04:06.3	143	03:35.1	143	OK 04:51:08.9
152.	59./HJ	236	<b>FIALA Ondřej</b>	2006		00:28:41.6	00:08:05.5		06:02.6	162	03:16.1	131	06:20.7	150	05:01.0	149	04:11.3	149	03:49.7	162	OK 04:47:39.9
153.	69./HM	228	<b>ANDERLE David</b>	1985		00:28:43.4	00:08:07.3		05:35.6	124	03:21.7	150	06:52.5	175	05:22.1	166	04:03.7	140	03:27.4	131	OK 04:27:18.3
154.	70./HM	309	<b>LUDVÍK Tomáš</b>	1996		00:28:48.7	00:08:12.6		06:15.2	173	03:26.4	157	06:09.3	140	05:16.5	163	04:07.7	144	03:33.5	140	OK 04:30:18.9
155.	71./HM	345	<b>PROKŠ Stanislav</b>	1985		00:28:49.4	00:08:13.3		05:33.0	118	03:23.9	153	05:58.3	125	05:48.0	176	04:25.4	154	03:40.5	152	OK 04:38:19.5
156.	9./HZ	225	<b>VOLEJNÍKOVÁ Nikola</b> BEKO Bike Racing Team	2006		00:28:59.6	00:08:23.5		05:57.4	157	03:27.7	161	06:17.9	148	05:04.3	152	04:31.3	162	03:40.8	153	OK 04:20:42.0
157.	18./H40+	248	<b>LAUTRBACH Petr</b> TJ Kamenka	1978		00:29:04.5	00:08:28.4		05:53.2	153	03:28.1	162	06:30.0	158	05:06.1	153	04:34.6	166	03:32.2	138	OK 04:32:25.8
158.	72./HM	267	<b>LUPČÍK Petr</b>	1997		00:29:11.1	00:08:34.9		06:13.2	171	03:27.7	160	06:43.5	167	05:08.1	156	03:59.2	133	03:39.2	150	OK 04:07:54.8
159.	73./HM	246	<b>KRYGEL Tomáš</b>	1990		00:29:40.8	00:09:04.7		06:01.1	160	03:26.7	158	06:51.0	173	05:10.8	160	04:24.4	153	03:46.5	160	OK 04:29:47.5

(\*)

Created:11/07/2021 17:17:07

Timing and results by  SPORTSOFT  
TIMING

Site: 9 of 13

Rank.	Cat.rank.	Bib	Name	YoB	Nat.	Finish time	Gap	Penalties	RZ1	#	RZ2	#	RZ3	#	RZ4	#	RZ5	#	RZ6	#	Race time
160.	74./HM	333	<b>PALA Marcin</b>	1983		<b>00:29:44.2</b>	00:09:08.1		06:01.7	161	03:26.7	158	06:27.2	154	05:07.3	154	04:49.2	171	03:51.8	164	OK 03:56:19.8
161.	10./HZ	346	<b>DAŇKOVÁ Adina</b> Sportovní kurzy.cz	2006		<b>00:29:46.1</b>	00:09:10.0		06:13.1	170	03:42.2	182	06:12.2	142	05:09.3	158	04:26.4	155	04:02.7	171	OK 03:45:05.2
162.	60./HJ	121	<b>KLAWE Kvido</b> Bike 2000	2002		<b>00:29:47.9</b>	00:09:11.8		06:00.3	159	03:33.5	171	06:25.7	153	05:25.8	168	04:19.7	152	04:02.7	171	OK 04:45:46.1
163.	19./H40+	229	<b>VESELÝ Jiří</b> Pepe Bike	1978		<b>00:29:54.4</b>	00:09:18.3		05:57.4	156	03:26.1	156	06:53.3	176	05:15.3	162	04:31.0	161	03:51.1	163	OK 04:46:07.6
164.	75./HM	241	<b>KOREČEK Martin</b>	1992		<b>00:30:03.0</b>	00:09:26.9		06:06.8	165	03:44.5	185	06:50.3	172	05:12.1	161	04:27.2	156	03:41.9	155	OK 04:47:40.0
165.	76./HM	302	<b>MAJER Pavel</b>	1988		<b>00:30:08.8</b>	00:09:32.7		06:05.5	164	03:33.0	168	06:27.9	156	05:17.0	164	04:47.2	170	03:58.1	166	OK 04:40:18.7
166.	20./H40+	366	<b>STARČEVSKÝ Patrik</b>	1971		<b>00:30:29.8</b>	00:09:53.7		06:11.2	168	03:34.1	174	06:34.8	161	05:26.1	169	04:39.6	168	04:03.8	174	OK 04:37:45.9
167.	77./HM	350	<b>KRÁLOVEC Jan</b>	1988		<b>00:30:33.0</b>	00:09:56.9		05:44.7	142	03:30.7	164	06:24.8	152	05:33.3	171	05:13.0	176	04:06.3	175	OK 04:36:51.1
168.	78./HM	281	<b>HODEK Tomáš</b>	1996		<b>00:30:54.6</b>	00:10:18.5		06:38.9	186	03:31.1	166	06:42.0	165	05:09.4	159	04:52.8	172	04:00.2	168	OK 04:39:22.4
169.	61./HJ	314	<b>KERL Maximilian</b> Author Team Stupno	2004		<b>00:30:55.7</b>	00:10:19.6		04:23.0	4	02:35.1	1	04:24.7	1	13:50.5	191	03:05.7	16	02:36.6	8	OK 04:00:23.4
170.	79./HM	285	<b>HOŘEŇOVSKÝ Štěpán</b>	1993		<b>00:31:06.8</b>	00:10:30.7		06:24.6	179	03:36.3	177	06:33.4	160	05:44.8	175	04:32.6	164	04:15.0	181	OK 04:34:41.1
171.	21./H40+	251	<b>SRSTKA Josef</b> Pepe Bike	1970		<b>00:31:27.6</b>	00:10:51.5		06:19.7	177	03:35.7	176	06:47.2	171	05:41.5	173	05:04.1	175	03:59.2	167	OK 04:27:12.2
172.	11./HZ	321	<b>CHMELOVÁ Alžběta</b>	1998		<b>00:31:32.0</b>	00:10:55.9		06:36.7	182	03:21.7	149	06:38.3	164	05:26.6	170	05:26.1	183	04:02.4	170	OK 04:10:20.5
173.	80./HM	245	<b>CHALUPNÍK Miroslav</b>	1991		<b>00:31:32.6</b>	00:10:56.5		06:22.5	178	03:33.4	169	07:16.8	182	05:18.8	165	04:39.1	167	04:21.9	182	OK 04:48:12.7
174.	81./HM	335	<b>HUFSKÝ Martin</b>	1992		<b>00:31:33.7</b>	00:10:57.6		06:18.9	176	03:33.9	172	06:45.4	170	05:41.4	172	05:00.4	174	04:13.6	180	OK 03:51:58.3
175.	82./HM	277	<b>KLASNA Jaroslav</b>	1983		<b>00:31:34.5</b>	00:10:58.4		06:14.7	172	03:46.0	186	06:37.0	163	05:23.9	167	04:59.8	173	04:32.9	185	OK 04:52:04.8
176.	83./HM	311	<b>KOPECKÝ Tomáš</b>	1989		<b>00:32:33.8</b>	00:11:57.7		06:09.3	167	03:42.1	181	09:30.4	193	05:07.7	155	04:27.3	157	03:36.9	146	OK 04:02:12.2
177.	62./HJ	264	<b>MALÍK Šimon</b>	2003		<b>00:32:40.9</b>	00:12:04.8		06:16.5	175	03:51.7	192	07:04.2	179	06:03.5	178	05:21.6	181	04:03.2	173	OK 04:44:20.3

(\*)



















Created:11/07/2021 17:17:07

Timing and results by  SPORTSOFT  
TIMING

Site: 10 of 13

Rank.	Cat.rank.	Bib	Name	YoB	Nat.	Finish time	Gap	Penalties	RZ1	#	RZ2	#	RZ3	#	RZ4	#	RZ5	#	RZ6	#	Race time
178.	84./HM	305	<b>KHODAK Mykola</b>	1983		<b>00:32:48.0</b>	00:12:11.9		06:29.8	180	03:42.9	184	06:43.9	168	06:28.0	187	05:13.0	176	04:10.2	177	OK 04:41:22.1
179.	85./HM	256	<b>MACHALA Jan</b>	1989		<b>00:33:20.1</b>	00:12:44.0		07:00.7	189	03:34.0	173	06:51.6	174	06:17.0	185	05:25.7	182	04:10.8	179	OK 04:33:07.6
180.	22./H40+	234	<b>ŠTEC David</b>	1976		<b>00:33:25.3</b>	00:12:49.2		06:38.3	184	03:40.5	179	07:18.5	183	06:16.6	184	05:20.8	180	04:10.5	178	OK 04:46:48.8
181.	63./HJ	359	<b>VILD Tadeáš</b>	2004		<b>00:33:43.6</b>	00:13:07.5		06:40.9	187	03:42.7	183	06:58.5	177	06:18.3	186	05:31.4	184	04:31.7	184	OK 04:08:49.3
182.	12./HZ	344	<b>GÖTTEL Martina</b> ZUBR Racing	1967		<b>00:33:51.2</b>	00:13:15.1		06:31.3	181	03:50.5	189	07:36.0	187	06:05.0	180	05:18.9	179	04:29.3	183	OK 03:58:10.0
183.	64./HJ	268	<b>RYBÁR Jaroslav</b>	2004		<b>00:33:54.8</b>	00:13:18.7		06:38.7	185	03:51.3	191	06:43.1	166	05:51.6	177	06:04.5	189	04:45.2	190	OK 04:49:55.8
184.	13./HZ	297	<b>JANSKÁ Michaela</b>	1996		<b>00:34:06.7</b>	00:13:30.6		06:37.1	183	03:47.3	187	07:38.7	188	06:04.5	179	05:17.8	178	04:41.1	188	NO 05:22:55.4
185.	86./HM	353	<b>ZIKA Jiří</b>	1993		<b>00:34:36.3</b>	00:14:00.2		07:07.8	191	04:08.8	194	07:10.6	180	06:16.4	183	05:45.0	186	04:07.5	176	OK 04:04:04.7
186.	14./HZ	332	<b>MORAVCOVA Libuse</b>	1990		<b>00:35:03.3</b>	00:14:27.1		07:15.5	192	03:49.1	188	07:28.3	185	06:16.3	182	05:39.7	185	04:34.1	186	OK 04:55:05.2
187.	23./H40+	300	<b>UIBLEIN Petr</b> www.downhill.cz	1967		<b>00:35:22.7</b>	00:14:46.6		07:03.0	190	03:50.8	190	07:50.6	189	06:06.7	181	05:46.2	187	04:45.1	189	OK 04:45:53.2
188.	24./H40+	282	<b>HAMAN Kamil</b> Sri Chinmoy biking team	1975		<b>00:36:52.2</b>	00:16:16.1		07:45.3	194	04:30.0	195	07:26.1	184	06:35.3	188	05:57.9	188	04:37.4	187	OK 04:33:03.4
189.	25./H40+	269	<b>KURŠ Jan</b> ESB Team	1980		<b>00:38:40.9</b>	00:18:04.8		08:04.5	195	04:08.6	193	08:08.2	190	06:54.0	189	06:22.7	190	05:02.7	191	OK 04:29:48.9
190.	87./HM	262	<b>MICHÁLEK Tomáš</b>	1995		<b>00:43:54.7</b>	00:23:18.6		07:42.1	193	05:11.7	196	09:21.6	192	08:39.7	190	07:40.7	191	05:18.6	192	OK 04:28:20.0
191.	88./HM	361	<b>SLAVÍK Matěj</b>	1989		<b>00:48:38.3</b>	00:28:02.2		04:47.7	31	02:44.4	11	31:08.0	194	04:00.6	25	03:07.1	19	02:50.4	25	OK 04:48:12.8
	HZ	223	<b>KLINDEROVÁ Kateřina</b>	1997		<b>DNF</b>			06:15.7	174	03:36.9	178	07:29.6	186							NO START
	HM	244	<b>ROTH Vilda</b>	1984		<b>DNF</b>			09:22.0	196	03:35.5	175	07:00.0	178							NO START
	HJ	253	<b>DRAŠNAR František</b>	2006		<b>DNF</b>			06:45.5	188	03:30.8	165									NO START
	HM	293	<b>DRÁBEK Jakub</b>	1991		<b>DNF</b>			05:11.8	81	03:19.4	141									NO START

(\*)



















Rank.	Cat.rank.	Bib	Name	YoB	Nat.	Finish time	Gap	Penalties	RZ1	#	RZ2	#	RZ3	#	RZ4	#	RZ5	#	RZ6	#	Race time
	HZ	331	<b>PAVLIŠOVÁ Sára</b>	2005		<b>DNF</b>			06:12.5	169	03:33.4	169	06:35.0	162					03:35.5	144	<b>OK</b> 04:42:13.3
	HJ	163	<b>KAREŠ Matyáš</b> ZEVL Team	2006		<b>DNS</b>															<b>NO START</b>
	HM	165	<b>ŠUBRT Jan</b> Cyklokolonial.cz	1990		<b>DNS</b>															<b>NO START</b>
	HM	170	<b>EHRMANN Jan</b>	1995		<b>DNS</b>															<b>NO START</b>
	HM	174	<b>FLEK Marek</b> Cyklokolonial.cz	1987		<b>DNS</b>															<b>NO START</b>
	H40+	179	<b>JANEK Štěpán</b>	1981		<b>DNS</b>															<b>NO START</b>
	HM	195	<b>GRÜNWARD Michal</b>	1998		<b>DNS</b>															<b>NO START</b>
	HM	207	<b>BUREŠ Vojtěch</b>	1991		<b>DNS</b>															<b>NO START</b>
	HM	213	<b>NOVOTNÝ Adam</b>	1998		<b>DNS</b>															<b>NO START</b>
	H40+	231	<b>SAHULA Petr</b>	1978		<b>DNS</b>															<b>NO START</b>
	HM	232	<b>JIROUT Petr</b>	1992		<b>DNS</b>															<b>NO START</b>
	HJ	237	<b>BEZDĚK Richard</b>	2006		<b>DNS</b>															<b>NO START</b>
	HM	247	<b>VOSLÁŘ Tomáš</b>	1995		<b>DNS</b>															<b>NO START</b>
	HM	250	<b>JIROUT Tomáš</b> AMK Cihelna	1999		<b>DNS</b>															<b>NO START</b>
	HJ	254	<b>PLÁŠIL Jan</b>	2005		<b>DNS</b>															<b>NO START</b>
	HM	257	<b>SLAVÍČEK Tomáš</b>	1989		<b>DNS</b>															<b>NO START</b>
	HM	258	<b>FRYČ Zdenek</b>	1988		<b>DNS</b>															<b>NO START</b>
	HJ	259	<b>SAHULA Petr</b>	2003		<b>DNS</b>															<b>NO START</b>

(\*)

Created:11/07/2021 17:17:07

Timing and results by  SPORTSOFT  
TIMING

Site: 12 of 13

Rank.	Cat.rank.	Bib	Name	YoB	Nat.	Finish time	Gap	Penalties	RZ1	#	RZ2	#	RZ3	#	RZ4	#	RZ5	#	RZ6	#	Race time
	HM	260	<b>SKOUPÝ Radim</b> Cyklokolonial.cz	1989		DNS															NO START <input type="text"/>
	HM	263	<b>MILISDÖRFER Radek</b>	1993		DNS															NO START <input type="text"/>
	H40+	270	<b>URBANEK Lukas</b>	1977		DNS															NO START <input type="text"/>
	H40+	283	<b>TOMAN Michal</b> Sri Chinmoy biking team	1976		DNS															NO START <input type="text"/>
	H40+	284	<b>ŠTACKO Petr</b>	1980		DNS															NO START <input type="text"/>
	HM	286	<b>KRČ Daniel</b> MY BIKES ENDURO TEAM	1989		DNS															NO START <input type="text"/>
	HM	298	<b>MITAŠÍK Peter</b>	1996		DNS															NO START <input type="text"/>
	HZ	301	<b>KUCEROVA Karolina</b>	1988		DNS															NO START <input type="text"/>
	HJ	306	<b>JANEK Tomáš</b>	2001		DNS															NO START <input type="text"/>
	HM	307	<b>HOUDEK Michal</b>	1991		DNS															NO START <input type="text"/>
	H40+	312	<b>JAROŠ Pavel</b>	1976		DNS															NO START <input type="text"/>
	HM	315	<b>BUKVAJ Jiří</b>	1998		DNS															NO START <input type="text"/>
	HM	318	<b>THÜRL Tomáš</b>	1993		DNS															NO START <input type="text"/>
	HM	319	<b>VESELOVSKÝ Jaromír</b>	1983		DNS															NO START <input type="text"/>
	HJ	328	<b>KOLÁŘ Jan</b> North Bike Club Team	2006		DNS															NO START <input type="text"/>
	HM	336	<b>SEVERA Tomáš</b> Kings Cycles	1991		DNS															NO START <input type="text"/>
	HM	349	<b>COUFALÍK Jaromír</b>	1985		DNS															NO START <input type="text"/>
	H40+	358	<b>BRYNDA Viktor</b> UET Pekelni Satani	1980		DNS															NO START <input type="text"/>

(\*)

Created:11/07/2021 17:17:07

Timing and results by  SPORTSOFT  
TIMING

Site: 13 of 13